

# All set for snow

The new braking force.  
Driving out winter.



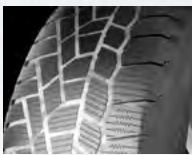
- ❄ The cutting edge of snow grip
- ❄ Twice as good! Prime grip on rain ...
- ❄ ... and optimized braking power on ice



NEW:  
SOFT ❄ FROST 200

# All set for snow. The new braking force. Driving out winter.

## Highlights



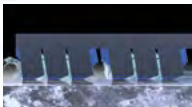
Snow grip

**The cutting edge of snow grip**  
An outstanding number of active grip edges entails an excellent longitudinal transmission of power – providing optimum traction and braking on snow.




Standard

**Twice as good! Prime grip on rain ...**  
The elevated grooves minimize block distortion and substantially increases the wet contact area with the road. The result? Enhanced wet grip and significantly shorter wet-braking distances.



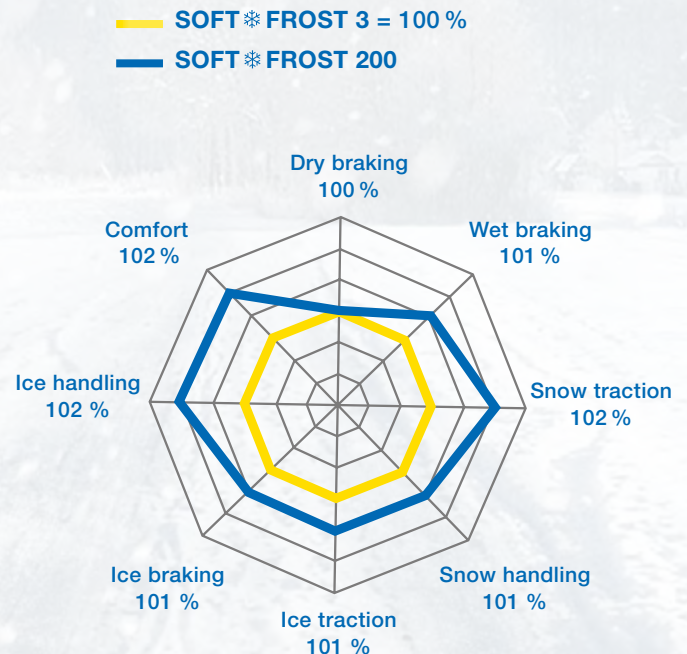
SOFT\*FROST 200

**...and optimized braking power on ice**  
The high sipe density and a high number of edges lead to improved force transmission. This advanced design provides maximum safety by seriously reduced braking distances on ice.



Ice braking

## Performance diagram



## Dimensions

### SOFT\*FROST 200

Passenger Car studded

| Size        | LI  | SI | XL | FR | SUV |
|-------------|-----|----|----|----|-----|
| 225/75 R 16 | 108 | T  | XL | X  | SUV |
| 215/70 R 16 | 100 | T  |    | X  | SUV |
| 245/70 R 16 | 111 | T  | XL | X  | SUV |
| 155/65 R 14 | 75  | T  |    |    |     |
| 175/65 R 14 | 82  | T  |    |    |     |
| 175/65 R 15 | 88  | T  | XL |    |     |
| 185/65 R 15 | 92  | T  | XL |    |     |
| 195/65 R 15 | 95  | T  | XL |    |     |
| 215/65 R 16 | 102 | T  | XL | X  | SUV |
| 225/65 R 17 | 102 | T  |    | X  | SUV |
| 235/65 R 17 | 108 | T  | XL | X  | SUV |
| 265/65 R 17 | 116 | T  | XL | X  | SUV |
| 185/60 R 15 | 88  | T  | XL |    |     |
| 195/60 R 16 | 93  | T  | XL |    |     |
| 205/60 R 16 | 96  | T  | XL |    |     |
| 215/60 R 16 | 99  | T  | XL |    |     |
| 215/60 R 17 | 96  | T  |    | X  | SUV |
| 225/60 R 17 | 103 | T  | XL | X  | SUV |
| 235/60 R 18 | 107 | T  | XL | X  | SUV |

| Size         | LI  | SI | XL | FR | SUV |
|--------------|-----|----|----|----|-----|
| 265/60 R 18  | 114 | T  | XL | X  | SUV |
| 185/55 R 15* | 86  | T  | XL |    |     |
| 195/55 R 16  | 91  | T  | XL |    |     |
| 205/55 R 16  | 94  | T  | XL |    |     |
| 215/55 R 16  | 97  | T  | XL |    |     |
| 225/55 R 16* | 99  | T  | XL |    |     |
| 215/55 R 17  | 98  | T  | XL |    |     |
| 225/55 R 17* | 101 | T  | XL |    |     |
| 235/55 R 17  | 103 | T  | XL | X  | SUV |
| 255/55 R 18  | 109 | T  | XL | X  | SUV |
| 235/55 R 19  | 105 | T  | XL | X  | SUV |
| 205/50 R 17* | 93  | T  | XL | X  |     |
| 215/50 R 17  | 95  | T  | XL | X  |     |
| 225/50 R 17* | 98  | T  | XL | X  |     |
| 255/50 R 19  | 107 | T  | XL | X  | SUV |
| 225/45 R 17* | 94  | T  | XL | X  |     |
| 245/45 R 18  | 100 | T  | XL | X  |     |
| 245/45 R 19  | 102 | T  | XL | X  |     |
| 225/40 R 18* | 92  | T  | XL | X  |     |

### Speed Index:

T = up to 190 km/h

LI = Load index

SI = Speed index

XL = Extra load

FR = Rim protection

SUV = Sport Utility Vehicle

\* = pattern SoftFrost 3